



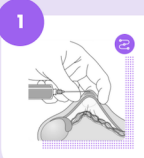
Dr Matthew Masterson
 MBBS, FRACGP
Vasectomy Doctor

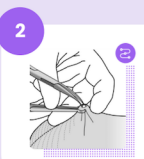
Dr Masterson is a highly experienced and trusted vasectomy doctor and has completed over 4,000+ vasectomies.

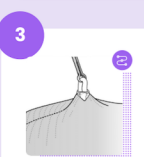
Matthew was born in Sydney and completed his medical degree at The University of Adelaide, where he was awarded the prize in Paediatric Surgery and served as Chairman of the Adelaide University Surgical Society.

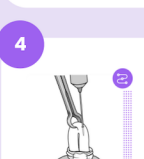
Upon returning to Sydney, he gained surgical experience across several hospitals and in 2014, he was awarded Fellowship of the Royal Australian College of General Practitioners (FRACGP). Dr Masterson then underwent further training in the No-Scalpel Vasectomy Method and has since devoted his entire medical practice to vasectomies.


Our Vasectomy Method


- 

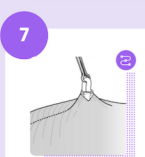
1 A fast acting local anaesthetic is applied to the front of the scrotal skin and vas deferens using the mini-needle technique. This numbs the area to make the remainder of the procedure painless.
- 

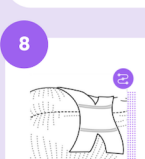
2 A single 4-5mm keyhole incision is gently made into the scrotal skin using the no-scalpel method. The no-scalpel method allows for rapid healing without the need for stitches and minimises your down time after vasectomy.
- 

3 The left vas deferens is then accessed through the keyhole incision. A small section of the vas deferens is then carefully separated from its surrounding fascia. The fascia naturally surrounds the vas deferens like insulation surrounds electrical wire.
- 

4 The vas deferens is then divided and sealed using a hyfrecator. When the vas deferens is divided the upper end drops nicely into a pocket of surrounding fascia allowing fascial interposition to easily be performed.
- 

5 Fascial interposition is performed by fixing a small section of your surrounding fascia over the divided upper end of the vas deferens to create a natural tissue barrier to prevent the two ends rejoining.
- 

6 The testicular end of the vas deferens remains unsealed. This open-ended technique prevents sperm from being trapped and congested in the testicles and significantly reduces the risk of pain after your vasectomy.
- 

7 The same technique is then performed on the right vas deferens through the same single keyhole incision.
- 

8 A small waterproof dressing is applied to the skin and the wound heals rapidly without needing any stitches. You will then be taken to a recovery area and asked to wait for 15 minutes before leaving.

Why Choose Dr Matthew Masterson

- ✓ Experience you can trust
- ✓ Gentle technique
- ✓ Completed in 10-15 minutes
- ✓ Drive yourself home
- ✓ Consult and procedure on the same day
- ✓ Affordable pricing
- ✓ Medicare rebate
- ✓ Multiple locations
- ✓ Easy online booking
- ✓ 24 hour aftercare support
- ✓ Free phone consultations
- ✓ Dr Masterson has completed over 4,000+ vasectomies